

**Quality & Sustainability Create
a Better Life For All**

www.permatadoor.com



Established Since **1974**



Permata door is an export oriented engineered wooden door provider in Indonesia which specialises in a performance driven entrance & patio wooden door.

Ever since 1974, PT Kayu Permata (Permata door) has been driven by a passion for wood and respect for nature. Life at the company has revolved around sustainably sourced wood and fine craftsmanship of its product offering.

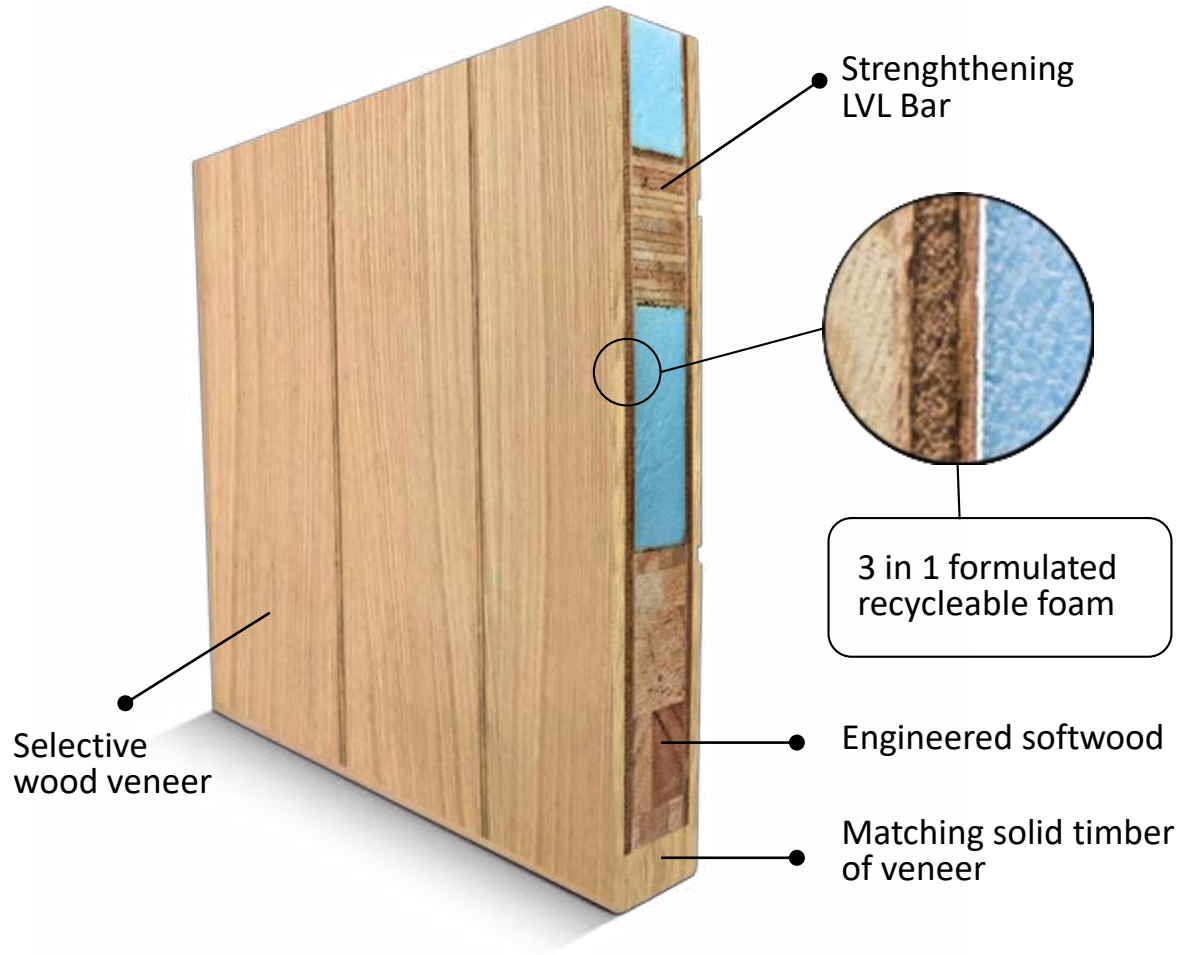


The mark of responsible forestry





- Production Capacity** : 18,000 doors per month with 2 custom lines and 2 pre-hung lines
- Employees** : 400 peoples
- Size of factory** : 40,000 sqm
- Export Ratio** : 99%
- Product Category** : Engineered Wooden door
- Core Products** : External Door & Bi-fold/French doors
- Certification** : ISO9001, FSC COC, SVLK/FLEGT



For Highly Energy Efficient Door

**ENERGY
FORCE** Inside™

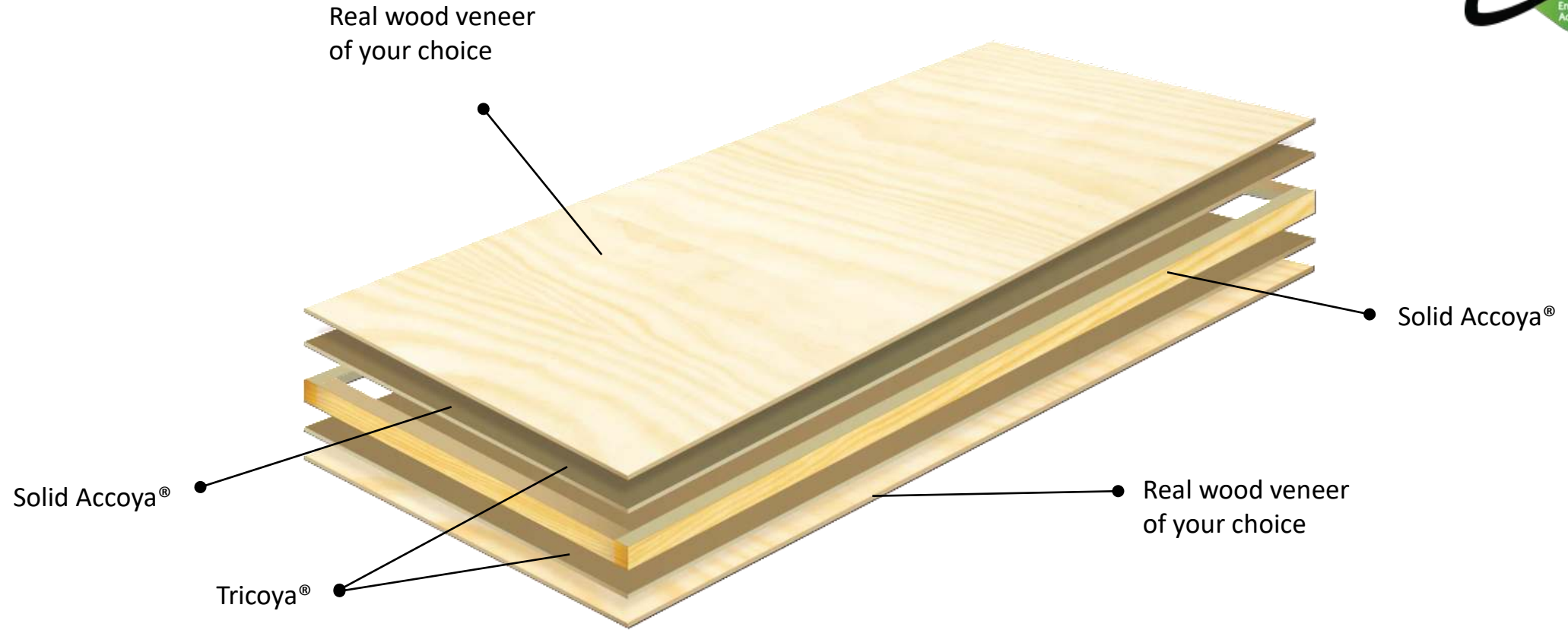
UK Patent : GB2537977
US Patent : US20160265267A1

Innovation and Quality are the key drivers for Permata Door's to create a league on its own. Each door has its own story to tell like our own US & UK patented "Energy Forced Inside" door.

Engineered to last with superb thermal performance and extreme weather resistance.

Key features :

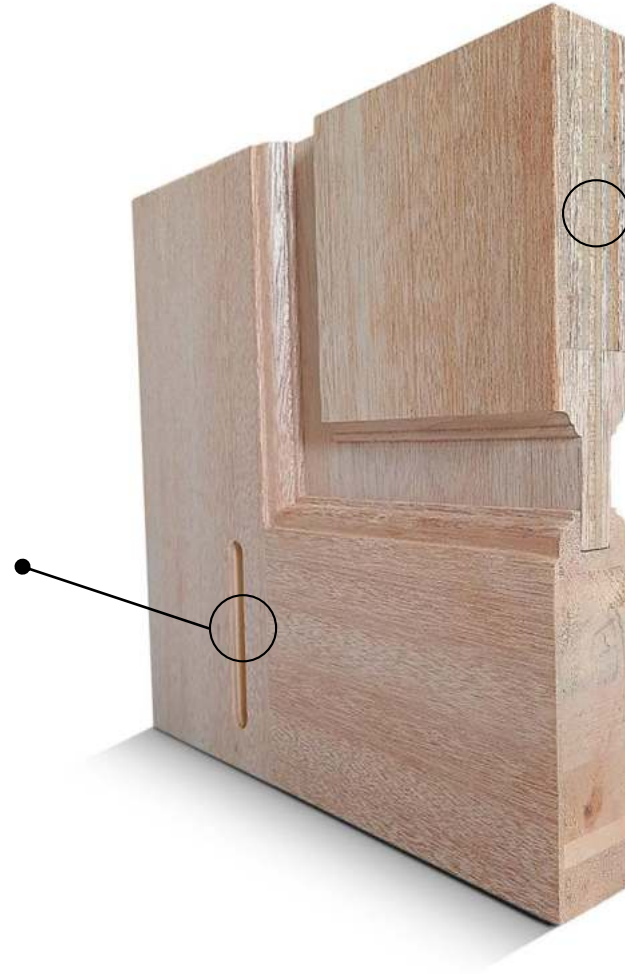
- The perfect energy efficient external door with a u value of as low as 1.4 W/m².K based on 54mm thick door.
- Energy Force Inside ensure the dimensional stability of the entrance door. Good bye to warping & twisting.



For Performance Driven Door Stile & Rails Door




Hardwood
Dowel



The "crackproof"
patent pending
panel - interlocking
& natural flexi
mechanism

4 World Famous wood selections to choose from :

1. Mahogany “Meranti”
2. White Oak
3. Walnut
4. Knotty Alder



Glass options:




Clear



Clear Beveled



Cotswold



Digital



Flemish



Frosted




Gluechip




Gluechip
Beveled



Mislite



Morgan



S-line



Rainglass

Classic Series



Detail :



- Available in a real wood veneer or primed and ready to paint of your preferred solid color.

Classic Contemporary Series

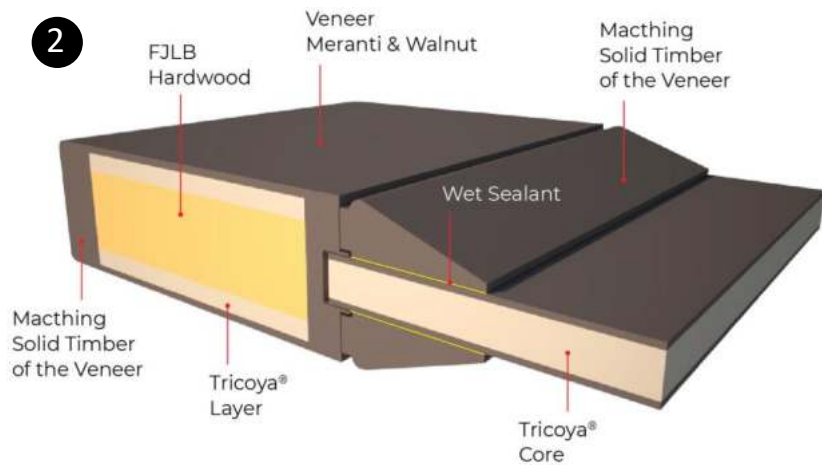

Meticulously and scientifically constructed with an exceptionally durable and dimensional stable “super skin” of Tricoya® and with Accoya® solid block joint to the top & bottom of the stiles of the door ensure our Tricoya enhanced door can withstand all weathers.

Tricoya® was born out of a perfect marriage of acetylated wood fibre with the manufacturing technology of MDF. Imagine an MDF panel truly durable and stable enough for use outdoor.


Select your choice of real wood veneers, you’ve got the best of both worlds. i.e. total weather proof on the outside and the unmatched beauty of a real timber door on the inside. A typical free maintenance door you would wish for out of a timber door.



Classic Contemporary Series



Detail :



- Available in a real wood veneer or primed and ready to paint of your preferred solid color.

Classic Contemporary Series – Onyx entrance door



Meranti
Unfinished



Meranti
Prefinished in Russet



Walnut
Unfinished



Walnut
Prefinished in Coco



Modern Series

A modern & minimalist style that will provide the ultimate statement door on any home.



Ultra Modern Series



The Shakespeare door

A modern & “cheerfully”
twist of ageless design. Made
of Tricoya® for your peace of
mind. The doors are available
in a range of the 9 cheerfully
selected colors.



- Available in a real wood veneer or primed and ready to paint of your preferred solid color.


Dutch door

Specialty “functional” door


A perfect rendezvous of style & function.

A door that’s split in half horizontally, allowing the top half to open while the bottom half stays shut allowing light and air through the open top. But secure the bolt to hold the two halves together and it operates like a normal door.

- Available in a real wood veneer or primed and ready to paint of your preferred solid color.



More Style



THE PIVOT, NOT A HINGE

The perfect way & functional solution that creates a dynamic effect & makes a grand entry for any residential or commercial building.



Epic



Farmhouse



Contempo 21 Lite



Diamante



Cupertino

Cupertino
Detail :




Choose from Meranti, White Oak, Knotty Alder & Walnut to add texture, warm & personality to your grand entry.

Veneer
Options :



Meranti White Oak Walnut Knotty Alder

Glass
Options :




Clear Clear Beveled Mislite Frosted Reeded Rain Glass Flemish Cotswold Minster





More style in Modern Series with solid color



- Available in a real wood veneer or primed and ready to paint of your preferred solid color.





The Metallic looks Prefinished timber entrance door



NAGOYA





HAMILTON



SMILEY



MANHATTAN



The Patio Haven

Bi-Fold doors & French doors

Iceland is recognized as the land of “Fire & Ice”. Its undisturbed nature and landscape are the very reason why people from all over the world come to witness the phenomenon and rarity of the aurora borealis. The unedited landscape of darkness and light became our inspiration for this collection. The climate and movement of weather in Iceland is notoriously variable and peculiar, its long dark winters and continuous midnight sunshine during summer makes the Icelandic experience unique. It is through our French doors & Bifold doors we hoped to capture the same hot and cold beauty of the weather changes throughout the year. The feeling of being indoors and outdoors at the same time is very important to us. We hope that every door in this collection contributes to the harmonious value of life within these two elements. A multiverse without any boundaries. Through our quality, durability, and design we hope that you were able to experience your very own “aurora borealis” wonder at home.



The Patio Haven

Bi-Fold door & French door

Key Features:

- Encapsulated construction of the door by a revolutionary modified wood, Accoya® and Tricoya® eliminate water infiltration.
- Excellent durability and resists moisture absorption.
- Slim footprint for better panoramic “Aurora” view.
- Double IG low E glass with Argon gas blend as an option for a better thermal insulation performance.
- Perfected by easy operation hardware & engineering excellence for its smooth, fingertip operation & enduring reliability to meet weather sealing standard.

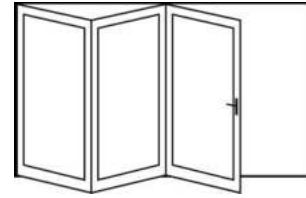


Bi-Fold doors

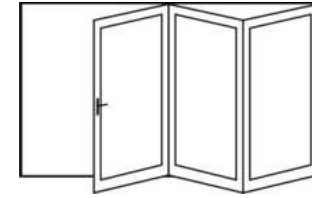


- Available in a real wood veneer or primed and ready to paint of your preferred solid color.


More Configurations:




W 9: 3+0 Right Opening



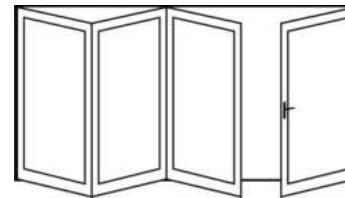
W 9: 3+0 Left Opening




W 16: 5+0 Right Opening



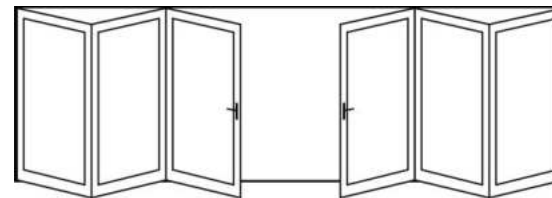
W 16: 5+0 Left Opening




W 12: 3+1 Right Opening



W 12: 3+1 Left Opening




**Custom Option
W 16: 3+3**



French doors



- Available in a real wood veneer or primed and ready to paint of your preferred solid color.



Driven by minimalist design

Slim Series External door

Meticulously and scientifically constructed with an exceptionally durable and dimensional stable “super skin” of Tricoya® and with Accoya® solid block joint to the top & bottom of the stiles of the door ensure our Tricoya enhanced door can withstand all weathers.

Key Features:

- Slimmest stiles & rails wooden external door. 75mm throughout with 140mm for the bottom rail.
- An argon gas-filled 20mm double glazes IG with low e soft coat glass.
- The perfect & energy efficient external “minimalist” door with a u value of 1.12 W/m²K in 44mm thick door.
- FSC Mix.



**Design
Options :**



**Tricoya & Accoya
enhanced :**



- Available in a real wood veneer or primed and ready to paint of your preferred solid color.

From Outdoor to Indoor with Stories To Tell



Driven by minimalist design

Slim Series Internal door



- Available in a real wood veneer or primed and ready to paint of your preferred solid color.



Slim Series with Smart Glass

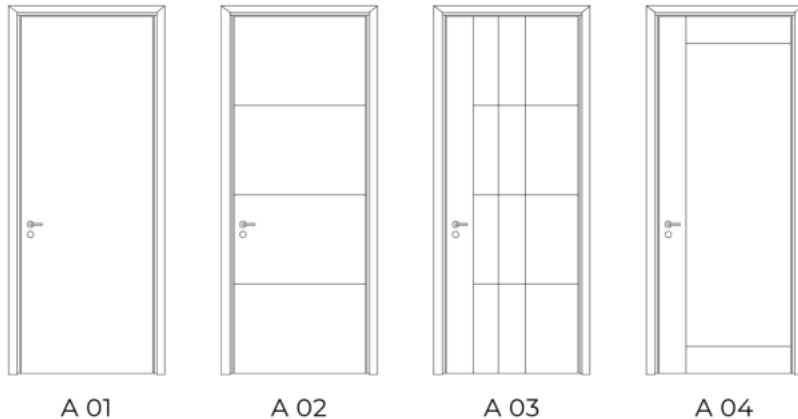


Serenity Door – *The Acoustic driven door*

When science & nature fabricate the peace



Fulfilling the acoustic environment smartly by complying to strict acoustic standard with real wood veneers to choose, from Meranti or White Oak with multi colors options.

Design Options :




- Veneer Options :
- Meranti
 - White Oak


SOUND CORE – the DNA



Sound insulation



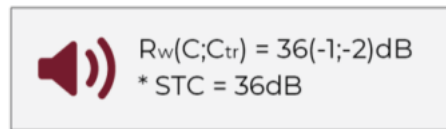
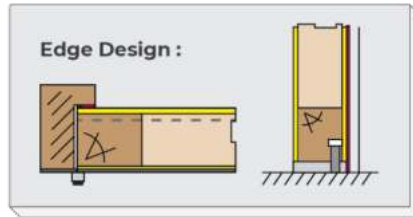
Weight reduction



Fire resistance



Serene 36 series



Key features :

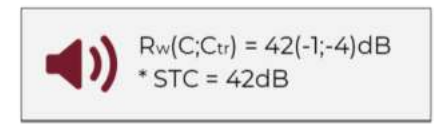
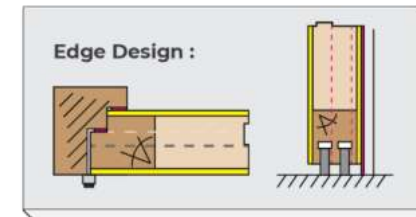
- Reinforced 45mm thick soundproof door with a high acoustic performance values up to 36dB.
- Germany engineered 30 minutes fire resistant sound insulation core board.
- Germany engineered high acoustic performance drop seal with easy seal adjustment for up to 7mm.
- Germany engineered tubular - shaped perimeter seals.

Standard size :

- 2100mm (H) x 990mm (W) x 120mm - 240mm (T) *Suitable for wall thickness of **120mm - 240mm**

*Sound Transmission Class Evaluation of the STC in general accordance with ASTM E 413-10

Serene 42 series



Key features :

- Professional 50mm thick soundproof door with a high acoustic performance values up to 42dB.
- Germany engineered 30 minutes fire resistant sound insulation core board.
- Germany engineered high acoustic performance drop seal with easy seal adjustment for up to 7mm.
- Specially double sound-formatted frame & door design with Germany engineered acoustic tubular-shaped

Standard size : perimeter seals.

- 2100mm (H) x 990mm (W) x 150mm - 300mm (T)
*Suitable for wall thickness of **150mm - 300mm**

 Oxydoor

Clean air is essential for a healthy living. The health effects of unclean air may not be felt in the short term but reach a health threatening level in the long run. Every breath taken in closed and poorly ventilated spaces transport viruses, microorganisms and bacteria into the body, which are invisible to our eyes.

The Oxy door sets a “new normal” standard of a great internal door. Our door provides “fresh air” to improve indoor air quality. The air circulated just enough without compromising of the acoustic performance of the door.



Oxy door

Air circulation details:

1. Airflow channel

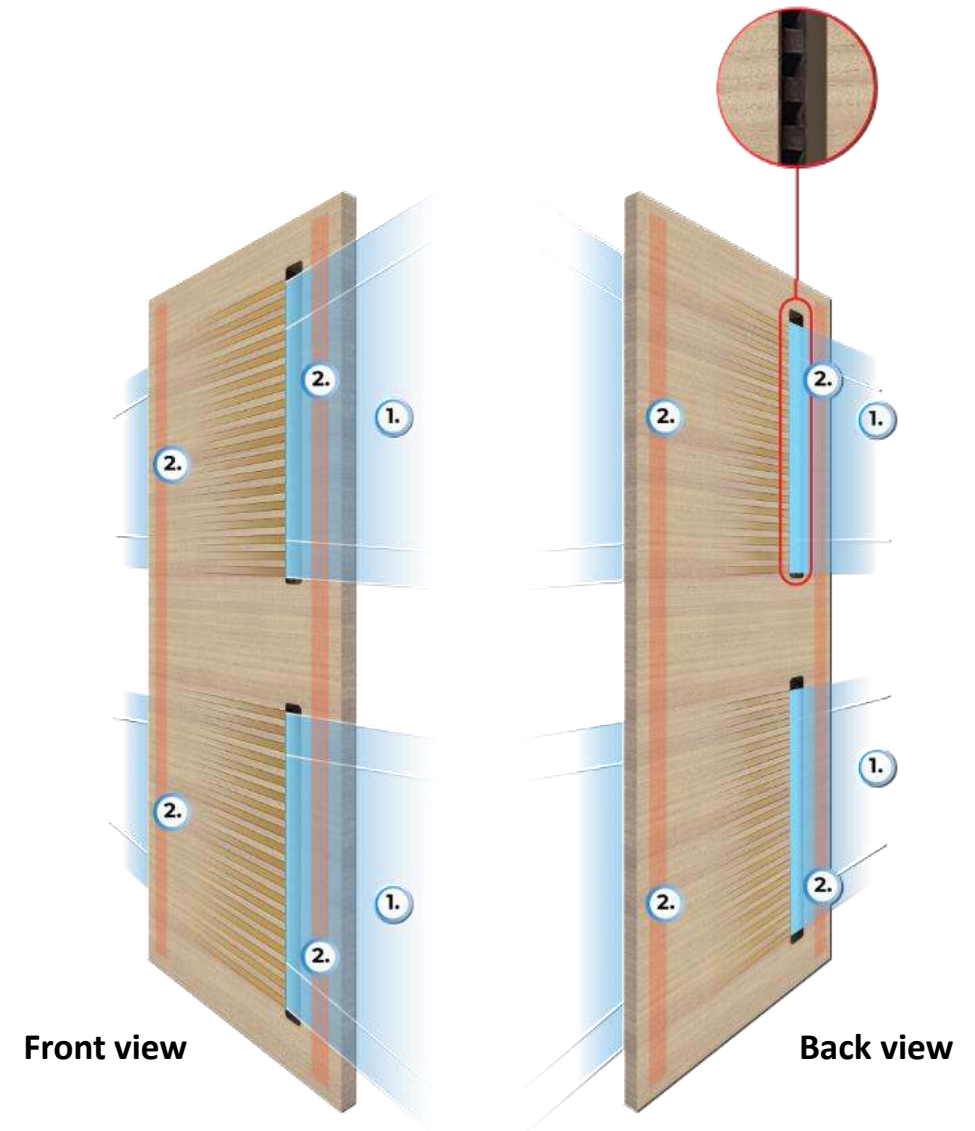
The piping channel alike core with the meticulously designed air flow construction on opposing sides re-create a “lung” alike function on a door.

2. Sound privacy

The perfect marriage of Germany engineered tubular core with the sound proof foam adopted on the framing of the door provide an acoustic performance similar to a solid door. Up to 28 STC with a perimeter seal and outperform 22 STC of hollow core constructed door.

Dimension:

up to 48” (1219mm) Wide and 96” (2438mm) Tall in 1-9/16” (40mm) Thickness or 1-3/4” (45mm).



Beyond size & Shape

Custom Doors





Turning your wish into reality & yours only to create

Our Craftmen have more than 40 years of experience in fabricating quality doors in various extraordinary shapes that one can ever imagine of.

3 Steps to get an amazing custom entrance door

Step 1



Imagine and Sketch your design

A custom wood door all begins with the customer and an idea, a clipped photo from a magazine or a simple sketch on a piece of paper, as we can get started on creating your dream entryway.

Step 2



Detailed drawing

Our design team will put your imagination into a paper & providing you with a 2D image for your final approval.

Step 3



Doorglass and accessories

Adding a glass is a great way to customize your entrance door and bring natural light into your home. Look through our unique selection of insulated glass with various pattern glass or decorative glass.




PREHUNG DOOR SET – USA & JAPAN



USA



JAPAN & SWEDEN



**LET'S FIND YOUR
STORIES TO TELL**